

CONTINUING APPROPRIATION FROM CY 2018							
III. ENVIRONMENTAL MANAGEMENT SERVICES							
III.2. Improvement of Waterways	SAP						
III.2.1 Betis River		400,000.00	January	December	0%		
III.2.2 Matubig Creek		200,000.00	January	December	0%		
III.2.3 Inumang Baka		200,000.00	January	December	0%		
III.2.4 San Joaquin - San Bartolome Creek		200,000.00	January	December	0%		
III.3. Construction of Material Recovery Facilities (MRF)	SAP						
III.3.1 Barangay San Agustin		70,000.00	January	December	0%		
III.3.2. Barangay San Bartolome		70,000.00	January	December	0%		
III.3.3. Barangay San Isidro		70,000.00	January	December	0%		
III.3.6. Barangay San Juan		70,000.00	January	December	0%		
III.3.8. Barangay San Pablo		70,000.00	January	December	0%		
III.3.9. Barangay San Pedro		70,000.00	January	December	0%		
III.3.10. Barangay San Roque		70,000.00	January	December	0%		
III.3.11. Barangay Santiago		70,000.00	January	December	0%		
III.3.14. Barangay Sto. Rosario		70,000.00	January	December	100%	68,835.00	
SUB-TOTAL		1,630,000.00			4.22%	68,835.00	
GRAND TOTAL		1,630,000.00			4.22%	68,835.00	

We hereby certify that we have reviewed the contents and hereby attest to the veracity and correctness of the data or information contained in this document.


WILDA D. LAPUZ
Acting Local Budget Officer


NORBERTO G. GAMBOA
Local Chief Executive

**UTILIZATION OF THE 20% COMPONENT OF IRA FOR DEVELOPMENT PROJECTS
3RD QUARTER, CY 2019**

Municipality of Sta. Ana, Pampanga

Programs/Projects/Activities	Location	Total Cost	Date Started	Target Completion Date	Project Status		No. of Extensions, if any	Remarks	
					% of Completion	Total Cost Incurred to Date			
I. SOCIAL DEVELOPMENT SERVICES									
1 Installation of Street Lighting System - main road fronting New Municipal Hall	SAP	1,000,000.00	January	December		-			
2 Repair and Rehabilitation of Street Lighting		1,000,000.00	January	December	20%	199,600.00			
3 Purchase of Lot for Multi-Purpose Hall - Santiago		1,000,000.00	January	December		-			
SUB-TOTAL		3,000,000.00			7%	199,600.00			
II. ECONOMIC DEVELOPMENT SERVICES									
4 Construction of Road - San Isidro	SAP	1,500,000.00	January	December					
5 Construction of Road - San Nicolas		1,000,000.00	January	December					
6 Construction of Road - Sta. Lucia (Samsaman Village)		1,000,000.00	January	December					
7 Construction of Pathway - San Nicolas (Piritil/ Purok 1)		500,000.00	January	December	100%	498,989.40			
8 Construction of Road - San Pablo		1,000,000.00	January	December	100%	998,065.17			
9 Repair/ Rehabilitation of Road - Mapalat, Sto. Rosario		300,000.00	January	December					
10 Repair/ Rehabilitation of Road - Sto. Rosario - San Agustin Boundary		400,000.00	January	December					
11 Rehabilitation of Bridge - San Roque		1,500,000.00	January	December	100%	1,496,549.35			
SUB-TOTAL			7,200,000.00			41.58%	2,993,603.92		

MM *PA*

CONTINUING APPROPRIATION FROM CY 2018							
III. ENVIRONMENTAL MANAGEMENT SERVICES							
III.2. Improvement of Waterways	SAP						
III.2.1 Betis River		400,000.00	January	December	0%		
III.2.2 Matubig Creek		200,000.00	January	December	0%		
III.2.3 Inumang Baka		200,000.00	January	December	0%		
III.2.4 San Joaquin - San Bartolome Creek		200,000.00	January	December	0%		
III.3. Construction of Material Recovery Facilities (MRF)	SAP						
III.3.1 Barangay San Agustin		70,000.00	January	December	0%		
III.3.2. Barangay San Bartolome		70,000.00	January	December	0%		
III.3.3. Barangay San Isidro		70,000.00	January	December	0%		
III.3.6. Barangay San Juan		70,000.00	January	December	0%		
III.3.8. Barangay San Pablo		70,000.00	January	December	0%		
III.3.9. Barangay San Pedro		70,000.00	January	December	0%		
III.3.10. Barangay San Roque		70,000.00	January	December	0%		
III.3.11. Barangay Santiago		70,000.00	January	December	0%		
III.3.14. Barangay Sto. Rosario		70,000.00	January	December	100%	68,835.00	
SUB-TOTAL		1,630,000.00			4.22%	68,835.00	
GRAND TOTAL		1,630,000.00			4.22%	68,835.00	

We hereby certify that we have reviewed the contents and hereby attest to the veracity and correctness of the data or information contained in this document.


WILDA D. LOPEZ
Acting Local Budget Officer


NORBERTO G. GAMBOA
Local Chief Executive

III. ENVIRONMENTAL MANGEMENT SERVICES							
12 Rehabilitation/ Construction of Drainage Canals - San Jose	SAP	1,000,000.00	January	December	100%	999,208.56	
13 Rehabilitation/ Construction of Drainage Canals - San Pedro		1,000,000.00	January	December	100%	997,280.21	
14 Rehabilitation/ Construction of Drainage Canals - Sta. Maria		1,000,000.00	January	December	100%	996,673.89	
15 Rehabilitation/ Construction of Drainage Canals - Purok 4, San Joaquin		1,000,000.00	January	December	100%	995,253.14	
16 Construction of Box Culvert - San Agustin		1,000,000.00	January	December			
17 Construction of Box Culvert - Sto. Rosario		500,000.00	January	December			
18 Rehabilitation/ Clearing of Cross Drainage Canal (in front of Church, San Joaquin, JASA)		500,000.00	January	December			
19 Riprapping of Creek (Purok 2) - San Nicolas		1,000,000.00	January	December			
20 Riprapping of Waterway with Improvements San Agustin Delta		300,000.00	January	December			
21 Equipment/ Materials for Composting @ Central MRF		1,500,000.00	January	December			
22 Improvement of Waterways (De-silting of rivers/Clearing)		1,500,000.00	January	December			
23 De-clogging of Canals		1,000,000.00	January	December			
24 Construction of Irrigation Canal - Santiago - San Bartolome		1,500,000.00	January	December			
25 Improvement of Municipal Park		1,079,860.80	January	December	100%	1,077,746.03	
26 Tipping Fee - Central MRF		1,500,000.00	January	December	90%	1,353,246.00	
27 Rehabilitation/ Embankment of Central MRF		500,000.00	January	December	78%	391,100.00	
SUB-TOTAL		15,879,860.80			42.89%	6,810,507.83	
GRAND TOTAL		26,079,860.80			38.36%	10,003,711.75	

We hereby certify that we have reviewed the contents and hereby attest to the veracity and correctness of the data or information contained in this document.


WILDA D. APUZ
Municipal Budget Officer


NORBERTO G. GAMBOA
Municipal Mayor

FDP Form 10a - Bid Results on Civil Works

Note: Bid Results are in three (3) separate forms, particularly, for Civil Works (Form 10a -CW), Goods and Services (Form 10b - GS) and Consulting Services (Form 10c - CS). If there is no bid for the quarter, the forms must still be submitted with the said notation and signed accordingly.

Republic of the Philippines
 CIVIL WORKS BID-OUT
 Province, City or Municipality: Sta. Ana
 3rd Quarter, CY 2019

No.	Reference No.	Name of Project	Approved Budget for Contract	Location	Winning Bidder	Name and Address	Bid Amount	Bidding Date	
1	SA-INF-2019-2019-07-0016	Construction of San Joaquin Lined Canal	1,000,000.00	San Joaquin	H. L. Montoya Builders & Const., Inc.	Santiago, S. A. P.	995,253.14	8/22/2019	45 C
2	SA-INF-2019-2019-07-0017	Rehabilitation of Cross Drainage Canal (San Joaquin, JASA Road)	500,000.00	San Joaquin	H. L. Montoya Builders & Const., Inc.	Santiago, S. A. P.	496,007.90	8/22/2019	30 C
3	SA-INF-2019-2019-07-0018	Rehabilitation/Concreting of Sto. Rosario to San Agustin Boundary Road	400,000.00	Sto. Rosario San Agustin	Eddmarl Const. & Trading	San Juan, San Luis, Pamp.	395,240.62	9/4/2019	30 C
4	SA-INF-2019-2019-07-0019	Construction/Rehabilitation of Box Culvert	1,500,000.00				1,490,726.46	9/11/2019	45 C
5	SA-INF-2019-2019-07-0020	Improvement of Waterways (San Agustin Delta Creek and San Joaquin to San Bart)	1,800,000.00	San Agustin San Bartolome	Eddmarl Const. & Trading	San Juan, San Luis, Pamp.	1,790,277.68	9/17/2019	45 C
6	SA-INF-2019-2019-07-0021	Concreting of Barangay Roads (San Nicolas & Samsaman, Sta. Lucia) Sta. Ana, Pamp.	2,000,000.00	San Nicolas Sta. Lucia	Eddmarl Const. & Trading	San Juan, San Luis, Pamp.	1,995,894.04	9/18/2019	30 C
7	SA-INF-2019-2019-07-0022	Declogging of Various Canals	1,000,000.00	Sta. Ana, Pamp.	Eddmarl Const. & Trading	San Juan, San Luis, Pamp.	995,057.32	9/19/2019	30 C

We hereby certify that we have reviewed the contents and hereby attest to the veracity and correctness of the data or information contained in this document.


 BAC Secretariat Head


 BAC Chairperson

LOCAL DISASTER RISK REDUCTION AND MANAGEMENT FUND UTILIZATION


3rd QUARTER, CY 2019
Municipality of Sta. Ana, Pampanga

Particulars	LDRRM Fund		NDRRM Fund	From Other LGUs	From Other Sources	Total
	Quick Response Fund (QRF) 30%	Mitigation Fund 70%				
A. Sources of Funds						
Current Appropriations	P 2,118,142.56	P 4,942,332.64				P 7,060,475.20
Continuing Appropriations		31,000.00				31,000.00
Previous Years' Appropriations Transferred to the Special Trust Fund						-
2018		2,712,016.63				
2017		217,999.24				
2016		392,974.04				3,322,989.91
Transfers/Grants						-
Total Funds Available	P 2,118,142.56	P 8,296,322.55				P 10,414,465.11
B. Utilization						
Local Risk Reduction Management Plan Council Meeting						
Embankment Reshouldering of Barangay Roads						
Clearing and Improvement of Waterways						
Capability building training search and rescue						
Maintenance/Rehabilitation of evacuation centers						
Relief Goods and Medicines						
Purchase of Rescue Vehicles		1,499,000.00				1,499,000.00
Supplies and Inventory		34,446.00				34,446.00
Information Education Campaign (IEC)						
Relief Goods and Medicines (30%QRF)						-
Total Utilization	P -	P 1,533,446.00				P 1,533,446.00
Unutilized Balance	P 2,118,142.56	P 6,762,876.55				P 8,881,019.11

I hereby certify that I have reviewed the contents and hereby attest to the veracity and correctness of the data or information contained in this document.

Prepared by:


MARITESS S. FRANCO
MDRMMO


CHRISTOPHER S. LAZATIN
Municipal Accountant

HUMAN RESOURCE COMPLEMENT

Republic of the Philippines

Budget Year 2019

3rd Quarter

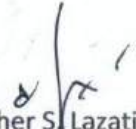
Province, City or Municipality: Sta. Ana Pampanga

Nature of Appointment or Employment	Number	Compensation and Other Benefits		Total
		Salaries and Wages	Other Monetary Benefits	
I. Permanent	60	20,948,262.06	11,812,171.87	32,760,433.93
II. Contractual				
III. Job Order/Contract of Service	198			8,066,900.00
IV. Casual				
<i>Grand Total</i>	258			40,827,333.93

We hereby certify that we have reviewed the contents and hereby attest to the veracity and correctness of the data or information contained in this document.


Consolacion M. Pasamba

Human Resources Management Officer III


Christopher S. Lazatin

Municipal Accountant


Norberto G. Gamboa

Municipal Mayor

STATEMENT OF CASHFLOWS
3rd, Quarter, CY 2019
Province, City or Municipality: Sta. Ana, Pampanga

Cash Flows from Operating Activities

Cash Inflows:	
Collection from Taxpayers	Php 14,035,249.77
Share from Internal Revenue Collection	97,418,412.00
Receipts from Sale of Goods/Services	-
Interest Income	-
Dividend Income	-
Other Receipts	12,159,681.31
Total Cash Inflow	<u>Php 123,613,343.08</u>
Cash Outflows:	
Payments-	
To suppliers/ creditors	Php 38,328,046.75
To employees	28,111,315.87
Interest Expense	-
Other Expenses	2,712,016.63
Total Cash Outflow	<u>Php 69,151,379.25</u>
Net Cash from Operating Activities	<u>Php 54,461,963.83</u>

Cash Flows from Investing Activities


Cash Inflows:	
From Sale of Prop., Plant & Equipment	Php -
From Sale of Debt Securities of Other Entities	-
From Coll. Of Principal on Loans to Other Entities	-
Total Cash Inflow	<u>Php -</u>
Cash Outflows:	
To Purchase Property Plant and Equipment	Php 11,842,367.18
To Purchase Debt Securities of Other Entities	-
To Grant/Make loans to Other Entities	-
Total Cash Outflows	<u>Php 11,842,367.18</u>
Net Cash from Investing Activities	<u>Php (11,842,367.18)</u>


Cash Flows from Financing Activities

Cash Inflows:	
From Issuance of Debt Securities	Php -
From Acquisition of Loan	-
Total Cash Inflow	<u>Php -</u>
Cash Outflows:	
Retirement/ Redemption of Debt Securities	Php -
Payment of Loan Amortization	Php 3,702,691.33
Total Cash Outflows	<u>Php 3,702,691.33</u>
Net Cash from Financing Activities	<u>Php (3,702,691.33)</u>

Net Increase(Decrease) in Cash	Php 38,916,905.32
Cash at the Beginning of the Period	57,650,950.01
Cash at the End of the Period	<u>Php 96,567,855.33</u>

We hereby certify that we have reviewed the contents and hereby attest to the veracity and correctness of the data or information contained in this document.


Christopher S. Lazatin
Municipal Accountant



Norberto G. Gamboa
Municipal Mayor

**CONSOLIDATED QUARTERLY REPORT ON GOVERNMENT PROJECTS, PROGRAMS or ACTIVITIES
3RD QUARTER, CY 2019**

MUNICIPALITY OF STA. ANA, PAMPANGA

PROGRAM OR PROJECT NAME	LOCATION	TOTAL COST	DATE STARTED	TARGET COMPLETION DATE	PROJECT STATUS		NO. OF EXTENSIONS IF ANY	REMARKS	
					% OF COMPLETION	TOTAL COST INCURRED TO DATE			
AM 2018/LGSF									
Local Access Road - Local Road Rehabilitation/ Improvement - Brgy. Sta. Lucia	Sta. Lucia, SAP	1,000,000.00	5/4/2018	8/15/2018	100%	997,962.18		implemented/liquidate balance refunded to bureau of treasury	
Local Core Road - Local Road Rehabilitation/ Improvement - Brgy. Sta. Lucia	Sta. Lucia, SAP	1,000,000.00	5/4/2018	8/15/2018	100%	997,917.67			
Local Access Road - Local Road Rehabilitation/ Improvement - Brgy. San Bartolome	San Bartolome, SAP	2,000,000.00	5/4/2018	8/15/2018	100%	1,996,596.46			
Local Access Road - Local Road Rehabilitation/ Improvement - Brgy. San Juan	San Juan, SAP	3,000,000.00	5/4/2018	8/15/2018	100%	2,995,612.04			
Local Access Road - Local Road Rehabilitation/ Improvement - Brgy. San Bartolome	San Bartolome, SAP	2,502,353.00	5/4/2018	8/15/2018	100%	2,498,257.92			
PCF 2018									
Local Road Opening (San Juan - San Joaquin)	San Juan, San Joaquin Sta. Ana, Pampanga	3,200,000.00							on going with work suspension
AM 2019									
Local Access Road - Local Access Road in Barangay San Juan - Barangay San Joaquin	San Juan, San Joaquin Sta. Ana, Pampanga	5,652,500.00						on process	
Local Access Road - Local Access Road in Barangay San Juan	San Juan, SAP	5,652,500.00						on process	

We hereby certify that we have reviewed the contents and hereby attest to the veracity and correctness of the data or information contained in this document.


WILDA D. LAPUZ

Acting Municipal Budget Officer


CHRISTOPHER S. LAZATIN

Municipal Accountant


NORBERTO G. GAMBOA

Municipal Mayor

**CONSOLIDATED QUARTERLY REPORT ON GOVERNMENT PROJECTS, PROGRAMS or ACTIVITIES
3RD QUARTER, CY 2019**

MUNICIPALITY OF STA. ANA, PAMPANGA

PROGRAM OR PROJECT NAME	LOCATION	TOTAL COST	DATE STARTED	TARGET COMPLETION DATE	PROJECT STATUS		NO. OF EXTENSIONS IF ANY	REMARKS
					% OF COMPLETION	TOTAL COST INCURRED TO DATE		
BUB 2015								
Evacuation Facility - Construction of Comfort Room of Evacuation Center	San Juan, SAP	500,000.00	4-Aug-15	9/2015	100%	500,000.00		implemented/liquidated
Flood Control - Construction of Slope Protection	San Roque, SAP	505,400.00	4-Aug-15	9/2015	100%	505,400.00		implemented/liquidated
Core Local Road Construction - Concreting of Barangay Road	Sta. Maria, SAP	1,036,000.00	4-Aug-15	9/2015	100%	1,033,809.51		implemented/liquidated balance refunded to bureau of treasury
BUB 2016								
Resque Equipment	LGU-Sta. Ana	2,448,000.00	22-Dec-16	3/2017	100%	2,497,679.00		implemented/liquidated balance refunded to bureau of treasury
*Procurement of Mini Garbage Truck		1,148,000.00				937,679.00		
*Procurement of Boats for the Disaster Management		1,300,000.00				1,560,000.00		
*Igu-counterpart (P260,000.00)								
ADM 2017								
Evacuation Facility in San Juan, SAP	San Juan, SAP	3,338,000.00	7-Nov-17	1/10/2018	100%	3,325,615.16		implemented/liquidated balance refunded to bureau of treasury
Core Local Road Construction in San Nicolas, SAP	San Nicolas, SAP	7,000,000.00	7-Aug-17	12/2/2017	100%	6,987,138.00		
Core Local Road Construction in Sta. Lucia, SAP	Sta. Lucia, SAP	7,000,000.00	7-Aug-17	12/4/2017	100%	6,985,219.95		
PCF 2017								
Business One-Stop Shop (BOSS)	San Juan, SAP	2,000,000.00	4/4/2018	6/26/2018	100%	1,997,083.75		implemented/liquidated balance refunded to bureau of treasury
*Construction of One-Stop Shop Building								

W/M

AA

o/r

**CONSOLIDATED QUARTERLY REPORT ON GOVERNMENT PROJECTS, PROGRAMS or ACTIVITIES
3RD QUARTER, CY 2019**

MUNICIPALITY OF STA. ANA, PAMPANGA

PROGRAM OR PROJECT NAME	LOCATION	TOTAL COST	DATE STARTED	TARGET COMPLETION DATE	PROJECT STATUS		NO. OF EXTENSIONS IF ANY	REMARKS	
					% OF COMPLETION	TOTAL COST INCURRED TO DATE			
AM 2018/LGSF									
Local Access Road - Local Road Rehabilitation/ Improvement - Brgy. Sta. Lucia	Sta. Lucia, SAP	1,000,000.00	5/4/2018	8/15/2018	100%	997,962.18		implemented/liquidate balance refunded to bun of treasury	
Local Core Road - Local Road Rehabilitation/ Improvement - Brgy. Sta. Lucia	Sta. Lucia, SAP	1,000,000.00	5/4/2018	8/15/2018	100%	997,917.67			
Local Access Road - Local Road Rehabilitation/ Improvement - Brgy. San Bartolome	San Bartolome, SAP	2,000,000.00	5/4/2018	8/15/2018	100%	1,996,596.46			
Local Access Road - Local Road Rehabilitation/ Improvement - Brgy. San Juan	San Juan, SAP	3,000,000.00	5/4/2018	8/15/2018	100%	2,995,612.04			
Local Access Road - Local Road Rehabilitation/ Improvement - Brgy. San Bartolome	San Bartolome, SAP	2,502,353.00	5/4/2018	8/15/2018	100%	2,498,257.92			
PCF 2018									
Local Road Opening (San Juan - San Joaquin)	San Juan, San Joaquin	3,200,000.00							on going
	Sta. Ana, Pampanga								with work suspensior
AM 2019									
Local Access Road - Local Access Road in Barangay San Juan - Barangay San Joaquin	San Juan, San Joaquin	5,652,500.00						on process	
Local Access Road - Local Access Road in Barangay San Juan	San Juan, SAP	5,652,500.00						on process	


We hereby certify that we have reviewed the contents and hereby attest to the veracity and correctness of the data or information contained in this document.


WILDA D. LAPUZ

Acting Municipal Budget Officer


CHRISTOPHER S. LAZATIN

Municipal Accountant


NORBERTO G. GAMBOA

Municipal Mayor

**CONSOLIDATED QUARTERLY REPORT ON GOVERNMENT PROJECTS, PROGRAMS or ACTIVITIES
3RD QUARTER, CY 2019**

MUNICIPALITY OF STA. ANA, PAMPANGA

PROGRAM OR PROJECT NAME	LOCATION	TOTAL COST	DATE STARTED	TARGET COMPLETION DATE	PROJECT STATUS		NO. OF EXTENSIONS IF ANY	REMARKS
					% OF COMPLETION	TOTAL COST INCURRED TO DATE		
BUB 2015								
Evacuation Facility - Construction of Comfort Room of Evacuation Center	San Juan, SAP	500,000.00	4-Aug-15	9/2015	100%	500,000.00		implemented/liquidated
Flood Control - Construction of Slope Protection	San Roque, SAP	505,400.00	4-Aug-15	9/2015	100%	505,400.00		implemented/liquidated
Core Local Road Construction - Concreting of Barangay Road	Sta. Maria, SAP	1,036,000.00	4-Aug-15	9/2015	100%	1,033,809.51		implemented/liquidated balance refunded to bureau of treasury
BUB 2016								
Resque Equipment	LGU-Sta. Ana	2,448,000.00	22-Dec-16	3/2017	100%	2,497,679.00		implemented/liquidated balance refunded to bureau of treasury
*Procurement of Mini Garbage Truck		1,148,000.00				937,679.00		balance refunded to bureau of treasury
*Procurement of Boats for the Disaster Management		1,300,000.00				1,560,000.00		of treasury
*lgu-counterpart (P260,000.00)								
ADM 2017								
Evacuation Facility in San Juan, SAP	San Juan, SAP	3,338,000.00	7-Nov-17	1/10/2018	100%	3,325,615.16		implemented/liquidated balance refunded to bureau of treasury
Core Local Road Construction in San Nicolas, SAP	San Nicolas, SAP	7,000,000.00	7-Aug-17	12/2/2017	100%	6,987,138.00		balance refunded to bureau of treasury
Core Local Road Construction in Sta. Lucia, SAP	Sta. Lucia, SAP	7,000,000.00	7-Aug-17	12/4/2017	100%	6,985,219.95		of treasury
PCF 2017								
Business One-Stop Shop (BOSS)	San Juan, SAP	2,000,000.00	4/4/2018	6/26/2018	100%	1,997,083.75		implemented/liquidated balance refunded to bureau of treasury
*Construction of One-Stop Shop Building								of treasury

WA

HA

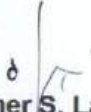
0/7/19

UNLIQUIDATED CASH ADVANCES
3rd QUARTER, CY 2019

Province, City or Municipality: STA. ANA, PAMPANGA

Name of Debtor (in alphabetical order)	Amount Balance	Date Granted	Purpose	Amount Due					
				Current			Past Due		
				Less than 30 days	31-90 days	91-365 days	Over 1 year	Over 2 years	3 years and above
Arthur M. Diaz	52,800.00	11/9/2016	Training Expenses					52,800.00	
Marites S. Franco	20,000.00	2/19/2018	Training Expenses				20,000.00		
Reinhart A. Guevarra	18,275.00	9/3/2019	Training Expenses	18,275.00					
Elizabeth Hipolito	60,480.00	3/27/2017	Training Expenses					60,480.00	
Jose Lagman Jr.	19,000.00	3/20/2019	Training Expenses			19,000.00			
Perlito D. Pangilinan	445,000.00	3/14/2019	Training Expenses			445,000.00			
Perlito D. Pangilinan	13,000.00	4/22/2019	Other Expenses			13,000.00			
Perlito D. Pangilinan	57,000.00	5/8/2019	Other Expenses			57,000.00			
Perlito D. Pangilinan	4,800.00	7/22/2019	Financial Asst. (PWD)		4,800.00				
Perlito D. Pangilinan	36,800.00	9/10/2019	Other Expenses	36,800.00					
Perlito D. Pangilinan	50,000.00	9/12/2019	Replenishment PCF	50,000.00					
Perlito D. Pangilinan	25,000.00	9/25/2019	Other Expenses	25,000.00					
Ferenando V. Reyes	3,375.00	9/10/2019	Training Expenses	3,375.00					
Total	805,530.00			133,450.00	4,800.00	534,000.00	20,000.00	113,280.00	-

We hereby certify that we have reviewed the contents and hereby attest to the veracity and correctness of the data or information contained in this document.


Christopher S. Lazatin
 Municipal Accountant


Norberto G. Gamboa
 Municipal Mayor


FDP Form 12 - Unliquidated Cash Advances

UNLIQUIDATED CASH ADVANCES
3rd QUARTER, CY 2019

Province, City or Municipality: STA. ANA, PAMPANGA

Name of Debtor (In alphabetical order)	Amount Balance	Date Granted	Purpose	Amount Due					
				Current			Past Due		
				Less than 30 days	31-90 days	91-365 days	Over 1 year	Over 2 years	3 years and above
Arthur M. Diaz	52,800.00	11/9/2016	Training Expenses					52,800.00	
Marites S. Franco	20,000.00	2/19/2018	Training Expenses				20,000.00		
Reinhart A. Guevarra	18,275.00	9/3/2019	Training Expenses	18,275.00					
Elizabeth Hipolito	60,480.00	3/27/2017	Training Expenses					60,480.00	
Jose Lagman Jr.	19,000.00	3/20/2019	Training Expenses			19,000.00			
Perlito D. Pangilinan	445,000.00	3/14/2019	Training Expenses			445,000.00			
Perlito D. Pangilinan	13,000.00	4/22/2019	Other Expenses			13,000.00			
Perlito D. Pangilinan	57,000.00	5/8/2019	Other Expenses			57,000.00			
Perlito D. Pangilinan	4,800.00	7/22/2019	Financial Asst. (PWD)		4,800.00				
Perlito D. Pangilinan	36,800.00	9/10/2019	Other Expenses	36,800.00					
Perlito D. Pangilinan	50,000.00	9/12/2019	Replenishment PCF	50,000.00					
Perlito D. Pangilinan	25,000.00	9/25/2019	Other Expenses	25,000.00					
Ferenando V. Reyes	3,375.00	9/10/2019	Training Expenses	3,375.00					
Total	805,530.00			133,450.00	4,800.00	534,000.00	20,000.00	113,280.00	-

We hereby certify that we have reviewed the contents and hereby attest to the veracity and correctness of the data or information contained in this document.


Christopher S. Lazatin
Municipal Accountant


Norberto G. Gamboa
Municipal Mayor

**UTILIZATION OF THE 20% COMPONENT OF IRA FOR DEVELOPMENT PROJECTS
3RD QUARTER, CY 2019**

Municipality of Sta. Ana, Pampanga

Programs/Projects/Activities	Location	Total Cost	Date Started	Target Completion Date	Project Status		No. of Extensions, if any	Remarks	
					% of Completion	Total Cost Incurred to Date			
I. SOCIAL DEVELOPMENT SERVICES									
1 Installation of Street Lighting System - main road fronting New Municipal Hall	SAP	1,000,000.00	January	December		-			
2 Repair and Rehabilitation of Street Lighting		1,000,000.00	January	December	20%	199,600.00			
3 Purchase of Lot for Multi-Purpose Hall - Santiago		1,000,000.00	January	December		-			
SUB-TOTAL		3,000,000.00			7%	199,600.00			
II. ECONOMIC DEVELOPMENT SERVICES									
4 Construction of Road - San Isidro	SAP	1,500,000.00	January	December					
5 Construction of Road - San Nicolas		1,000,000.00	January	December					
6 Construction of Road - Sta. Lucia (Samsaman Village)		1,000,000.00	January	December					
7 Construction of Pathway - San Nicolas (Piritil/ Purok 1)		500,000.00	January	December	100%	498,989.40			
8 Construction of Road - San Pablo		1,000,000.00	January	December	100%	998,065.17			
9 Repair/ Rehabilitation of Road - Mapalat, Sto. Rosario		300,000.00	January	December					
10 Repair/ Rehabilitation of Road - Sto. Rosario - San Agustin Boundary		400,000.00	January	December					
11 Rehabilitation of Bridge - San Roque		1,500,000.00	January	December	100%	1,496,549.35			
SUB-TOTAL			7,200,000.00			41.58%	2,993,603.92		

mm

A

III. ENVIRONMENTAL MANGEMENT SERVICES							
12 Rehabilitation/ Construction of Drainage Canals - San Jose	SAP	1,000,000.00	January	December	100%	999,208.56	
13 Rehabilitation/ Construction of Drainage Canals - San Pedro		1,000,000.00	January	December	100%	997,280.21	
14 Rehabilitation/ Construction of Drainage Canals - Sta. Maria		1,000,000.00	January	December	100%	996,673.89	
15 Rehabilitation/ Construction of Drainage Canals - Purok 4, San Joaquin		1,000,000.00	January	December	100%	995,253.14	
16 Construction of Box Culvert - San Agustin		1,000,000.00	January	December			
17 Construction of Box Culvert - Sto. Rosario		500,000.00	January	December			
18 Rehabilitation/ Clearing of Cross Drainage Canal (in front of Church, San Joaquin, JASA)		500,000.00	January	December			
19 Riprapping of Creek (Purok 2) - San Nicolas		1,000,000.00	January	December			
20 Riprapping of Waterway with Improvements San Agustin Delta		300,000.00	January	December			
21 Equipment/ Materials for Composting @ Central MRF		1,500,000.00	January	December			
22 Improvement of Waterways (De-silting of rivers/Clearing)		1,500,000.00	January	December			
23 De-clogging of Canals		1,000,000.00	January	December			
24 Construction of Irrigation Canal - Santiago - San Bartolome		1,500,000.00	January	December			
25 Improvement of Municipal Park		1,079,860.80	January	December	100%	1,077,746.03	
26 Tipping Fee - Central MRF		1,500,000.00	January	December	90%	1,353,246.00	
27 Rehabilitation/ Embankment of Central MRF		500,000.00	January	December	78%	391,100.00	
SUB-TOTAL		15,879,860.80			42.89%	6,810,507.83	
GRAND TOTAL		26,079,860.80			38.36%	10,003,711.75	

We hereby certify that we have reviewed the contents and hereby attest to the veracity and correctness of the data or information contained in this document.


WILDA D. LAPUZ
Municipal Budget Officer


NORBERTO G. GAMBOA
Municipal Mayor