

STATEMENT OF RECEIPTS AND EXPENDITURES

REGION: III
PROVINCE: PAMPANGA
CITY/MUNICIPALITY: SANTA ANA

CALENDAR YEAR: 2023
QUARTER/
PERIOD COVER: 2

Particulars	Income Target/ Budget Appropriation	General Fund	SEF
LOCAL SOURCES	15,460,200.00	16,585,053.68	2,212,112.39
TAX REVENUE	10,650,000.00	10,558,244.86	2,212,112.39
Real Property Tax	3,250,000.00	1,769,689.92	2,212,112.39
Tax on Business	7,000,000.00	8,309,428.49	0.00
Other Taxes	400,000.00	479,126.45	0.00
NON-TAX REVENUE	4,810,200.00	6,026,808.82	0.00
Regulatory Fees (Permits and Licenses)	2,620,200.00	4,509,220.82	0.00
Service/User Charges (Service Income)	670,000.00	880,433.00	0.00
Receipts from Economic Enterprises (Business Income)	1,520,000.00	637,155.00	0.00
Other Receipts (Other General Income)	0.00	0.00	0.00
EXTERNAL SOURCES	189,633,526.00	94,815,519.53	0.00
National Tax Allotment	189,333,526.00	94,693,681.50	0.00
Other Shares from National Tax Collections	300,000.00	121,838.03	0.00
Inter-Local Transfers	0.00	0.00	0.00
Extraordinary Receipts/Grants/Donations/Aids	0.00	0.00	0.00
TOTAL CURRENT OPERATING INCOME	205,093,726.00	111,400,573.21	2,212,112.39
ADD: SUPPLEMENTAL BUDGET (UNAPPROPRIATED SURPLUS) FOR CURRENT OPERATING EXPENDITURES	28,913,387.60	0.00	0.00
TOTAL AVAILABLE FOR CURRENT OPERATING EXPENDITURES	234,007,113.60	111,400,573.21	2,212,112.39

Total	% of General + SEF to Total Income (GF+SEF)
18,797,166.07	16.54 %
12,770,357.25	11.24 %
3,981,802.31	3.50 %
8,309,428.49	7.31 %
479,126.45	0.42 %
6,026,808.82	5.30 %
4,509,220.82	3.97 %
880,433.00	0.77 %
637,155.00	0.56 %
0.00	0.00 %
94,815,519.53	83.46 %
94,693,681.50	83.35 %
121,838.03	0.11 %
0.00	0.00 %
0.00	0.00 %
113,612,685.60	100.00 %
0.00	
113,612,685.60	

LESS: CURRENT OPERATING EXPENDITURES (PS + MOOE + FE)			
General Public Services	170,556,677.18	49,978,089.73	0.00
Education, Culture & Sports/Manpower Development	0.00	0.00	650,569.96
Health, Nutrition & Population Control	11,430,006.80	5,044,006.36	0.00
Labor and Employment	0.00	0.00	0.00
Housing and Community Development	0.00	0.00	0.00
Social Services and Social Welfare	3,709,004.40	1,779,410.79	0.00
Economic Services	9,674,835.30	3,451,279.91	0.00
Debt Service (FE) (Interest Expense & Other Charges)	0.00	704,399.35	0.00
TOTAL CURRENT OPERATING EXPENDITURES	195,370,523.68	60,957,186.14	650,569.96
NET OPERATING INCOME/(LOSS) FROM CURRENT OPERATIONS	38,636,589.92	50,443,387.07	1,561,542.43
ADD: NON-INCOME RECEIPTS			
CAPITAL/INVESTMENT RECEIPTS	0.00	322,500.00	0.00
Proceeds from Sale of Assets	0.00	322,500.00	0.00
Proceeds from Sale of Debt Securities of Other Entities	0.00	0.00	0.00
Collection of Loans Receivables	0.00	0.00	0.00
RECEIPTS FROM LOANS AND BORROWINGS (Payable)	0.00	0.00	0.00
Acquisition of Loans	0.00	0.00	0.00
Issuance of Bonds	0.00	0.00	0.00
OTHER NON-INCOME RECEIPTS	0.00	0.00	0.00
TOTAL NON-INCOME RECEIPTS	0.00	322,500.00	0.00
ADD: SUPPLEMENTAL BUDGET FOR CAPITAL OUTLAY	0.00	0.00	0.00
TOTAL AMOUNT AVAILABLE FOR CAPITAL EXPENDITURES	0.00	322,500.00	0.00
LESS: NON-OPERATING EXPENDITURES			
CAPITAL/INVESTMENT EXPENDITURES	2,075,000.00	873,784.00	0.00
Purchase/Construct of Property Plant and Equipment (Assets/Capital Outlay)	2,075,000.00	873,784.00	0.00
Purchase of Debt Securities of Other Entities (Investment Outlay)	0.00	0.00	0.00
Grant/Make Loan to Other Entities (Investment Outlay)	0.00	0.00	0.00
DEBT SERVICE (Principal Cost)	0.00	1,249,681.80	0.00

49,978,089.73	81.12 %
650,569.96	1.06 %
5,044,006.36	8.19 %
0.00	0.00 %
0.00	0.00 %
1,779,410.79	2.89 %
3,451,279.91	5.60 %
704,399.35	1.14 %
61,607,756.10	100.00 %
52,004,929.50	0.00 %
322,500.00	100.00 %
322,500.00	100.00 %
0.00	0.00 %
0.00	0.00 %
0.00	0.00 %
0.00	0.00 %
0.00	0.00 %
0.00	0.00 %
0.00	
322,500.00	
0.00	
322,500.00	
873,784.00	100.00 %
873,784.00	100.00 %
0.00	0.00 %
0.00	0.00 %
1,249,681.80	100.00 %

Payment of Loan Amortization	0.00	1,249,681.80	0.00
Retirement/Redemption of Bonds/Debt Securities	0.00	0.00	0.00
OTHER NON-OPERATING EXPENDITURES	0.00	0.00	0.00
TOTAL NON-OPERATING EXPENDITURES	2,075,000.00	2,123,465.80	0.00
NET INCREASE/(DECREASE) IN FUNDS	36,561,589.92	48,642,421.27	1,561,542.43
ADD: CASH BALANCE, BEGINNING	111,343,037.14	103,716,745.87	7,626,291.27
FUND/CASH AVAILABLE	147,904,627.06	152,359,167.14	9,187,833.70
Less: Payment of Prior Year/s Accounts Payable	0.00	0.00	0.00
CONTINUING APPROPRIATION	0.00	0.00	0.00
ADD: ADVANCE PAYMENT FOR RPT	0.00	0.00	0.00
FUND/CASH BALANCE, END	147,904,627.06	152,359,167.14	9,187,833.70

	GF	SEF
FUND/CASH BALANCE, END	152,359,167.14	9,187,833.70
Amount set aside to finance projects with appropriations		
provided in the previous years (Continuing appropriations)	0.00	0.00
Amount set aside for payment of Accounts Payable	0.00	0.00
Amount set aside for Obligation not yet Due and Demandable	0.00	0.00
Amount Available for appropriations/operations	152,359,167.14	9,187,833.70
Total Assets (net of accumulated depreciation)	404,702,328.13	



Certified correct: WILDA D. LAPUZ

Acting Munci

Generated by pangilinan, perlito dela cruz on

1,249,681.80	100.00 %
0.00	0.00 %
0.00	
2,123,465.80	
50,203,963.70	
111,343,037.14	
161,547,000.84	
0.00	
0.00	
0.00	
161,547,000.84	

TOTAL

161,547,000.84
0.00
0.00
0.00
161,547,000.84

pal Treasurer


29/08/2023 12.14 PM

Statement of Indebtedness, Payments and Balances (SIPB)

REGION: REGION III - CENTRAL LUZON CALENDAR YEAR: 2023
 PROVINCE: PAMPANGA QUARTER: 2
 CITY/MUNICIPALITY: SANTA ANA

Instruction: Please prepare a Statement for each kind of loan.

ITEM NO.	PARTICULARS	DETAILS
1	LGU Income Classification	3RD CLASS
2	Date of Report	June 30, 2023
3	Lending Institution (<i>Bank or Creditor</i>)	LANDBANK OF THE PHILS. (SFP)
4	Certificate Number - NDSC/BC	0
5	Date of Certification - NDSC/BC	0
6	Monetary Board (MB) Resolution Number	1443
7	Date of MB Opinion	SEPTEMBER 9, 2015
8	Date of Approval Loan	JUNE 23, 2015
9	Amount Approved*	34,900,000.00
10	Maturity Date	OCTOBER 2, 2030
11	Type of Indebtedness Instrument (<i>Loan, Bond or other form of indebtedness</i>)	LOAN
12	Purpose of Indebtedness	PARTIALLY FINANCE ACQUISITION LOT AND TO PARTIALLY FINANCE THE CONSTRUCTION OF A NEW MUNICIPAL HALL BUILDING
13	Terms and Conditions: Fixed or Variable	FIXED
14	Terms and Conditions: No. of Years of Indebtedness	15 YEARS
15	Terms and Conditions: Interest Rate	6%
16	Terms and Conditions: Grace Period (<i>Number of Months or Years</i>)	1 YEAR
17	Frequency of Payment	MONTHLY
18	Annual Amortization: Principal	2,499,363.60
19	Annual Amortization: Interest	SUBJECT TO QUARTERLY REPRICING
20	Annual Amortization: Gross Receipt Tax (GRT)	NONE
21	Starting Date of Payment	Nov-15
22	Cumulative Payment from Starting Date: Principal	624,840.90
23	Cumulative Payment from Starting Date: Interest	371,561.44
24	Cumulative Payment from Starting Date: GRT	0
25	Total Amount Released (<i>Availment as of date</i>)	34,900,000.00
26	Remaining Balance to Date / Undrawn Amount (<i>Line 9-25=26</i>)	0
27	Outstanding Loan Balance After Principal Payment (<i>Line 9-22=27</i>)	19,578,348.38
28	Arrears: Principal (if any)	NONE
29	Arrears: Interest (if any)	NONE
30	Collateral Security	20% IRA & OTHER INCOME
31	Deposit to Bond Sinking Fund for the Year	NONE
32	Sinking Fund Balance to Date, if any	NONE
33	Breakdown of Fees and Other Related Costs (of loan)	A. DOCUMENTARY STAMP TAX P 174,500.00 B. CAR INSURANCE- P 81,216.13 C. FIRE INSURANCE - P239,762.05
34	Other Relevant Terms and Conditions (of loan)	0

Certified Correct by: 
 WILDA D. LAPUZ
 Acting Municipal Treasurer

Date Issued:
 August 31, 2023

Note:

*Please indicate if on a staggered basis.

UNLIQUIDATED CASH ADVANCES

REGION: III
 PROVINCE: PAMPANGA
 CITY/MUNICIPALITY: SANTA ANA

CALENDAR YEAR: 2023
 QUARTER: 2

Name of Debtor (in alphabetical order)	Amount Balance	Date Granted	Purpose	Amount Due					
				Current			Past Due		
				Less than 30 days	31-90 days	91-365 days	Over 1 year	Over 2 years	3 years and above
Ramoncito C. Barro V	47,000.00	22/09/2022	Training Expenses			47,000.00			
Ramoncito C. Barro V	24,450.00	02/11/2022	Training Expenses			24,450.00			
Ramoncito C. Barro V	14,770.00	10/11/2022	Training Expenses			14,770.00			
Marites S. Franco	20,000.00	19/02/2018	Training Expenses						20,000.00
Jose Lagman Jr.	19,000.00	20/03/2019	Training Expenses						19,000.00
Jose Lagman Jr.	2,100.00	18/12/2019	Training Expenses						2,100.00
Glenn dell C. Lapuz	28,400.00	29/06/2023	Training Expenses	28,400.00					
Wilda D. Lapuz	710,000.00	27/04/2023	Training Expenses		710,000.00				
Wilda D. Lapuz	179,200.00	27/04/2023	Training Expenses		179,200.00				
Wilda D. Lapuz	41,800.00	11/05/2023	Training Expenses		41,800.00				
Rhododra C. Nacpil	10,000.00	02/06/2023	Training Expenses	10,000.00					
John Patrick G. Nicolas	86,340.00	09/03/2023	Training Expenses			86,340.00			
Alvin D. Pangilinan	227,200.00	30/06/2022	Training Expenses	227,200.00					
Perlito D. Pangilinan	20,000.00	14/03/2019	Training Expenses						20,000.00
Perlito D. Pangilinan	13,000.00	22/04/2019	Other Expenses						13,000.00
Perlito D. Pangilinan	57,000.00	08/05/2019	Other Expenses						57,000.00
Perlito D. Pangilinan	17,500.00	04/10/2019	Training Expenses						17,500.00
Lanie R. Pelayo	33,900.00	22/06/2023	Training Expenses	33,900.00					
Rosanna M. Sanga	27,000.00	05/06/2023	Other Expense/Prizes	27,000.00					
Total	1,578,660.00			326,500.00	931,000.00	172,560.00	-	-	148,600.00

We hereby certify that we have reviewed the contents and hereby attest to the veracity and correctness of the data or information contained in this document.

CHRISTOPHER S. LAZATIN
 Local Accountant

NORBERTO G. GAMBOA
 Local Chief Executive

FDP Form 10a - Bid Results on Civil Works

Note: Bid Results are in three (3) separate forms, particularly, for Civil Works (Form 10a - CW), Goods and Services (Form 10b - GS) and Consulting Services (Form 10c - CS). If there is no bid project, good or service for the quarter, the forms must still be submitted with the said notation and signed accordingly.

CIVIL WORKS BID-OUT

REGION: REGION III - CENTRAL LUZON **CALENDAR YEAR:** 2023
PROVINCE: PAMPANGA **QUARTER:** 2
CITY/MUNICIPALITY: SANTA ANA

No.	Reference No.	Name of Project	Approved Budget for Contract	Location	Winning Bidder	Name and Address	Bid Amount	Bidding Date	Contract Duration
01	SA-INF-2023-03-006	Excavation and Clearing of Waterways	2,000,000.00	Sto. Rosario to Sa Joaquin, Sta. Ana, Pampanga	Eddmari Construction & Trading	Sta. Lucia, San Luis, Pampanga	1,974,983.90	April 03, 2023	45 CD
02	SA-INF-2023-05-009	Construction of Drainage Canal, Purok 4 San Pedro	1,000,000.00	San Pedro, Sta. Ana, Pampanga	Three-In-One Const & Trading	Jerry Tullao, Bacolor Pampanga	976,974.47	June 01, 2023	60 CD
03	SA-INF-2023-05-010	Concreting of Barangay Road, San Agustin, Sta. Ana, Pampanga	1,500,000.00	San Agustin, Sta. Ana, Pampanga	Three-In-One Const & Trading	Jerry Tullao, Bacolor Pampanga	1,473,754.50	June 01, 2023	30 CD
04	SA-INF-2023-05-011	Concreting of Barangay Road, Purok 1, Pritil Ext. San Nicolas	1,500,000.00	San Nicolas, Sta. Ana, Pampanga	Cedar Construction	Lubao, Pampanga	1,492,037.54	May 31, 2023	60 CD
05	SA-INF-2023-05-012	Concreting of Barangay Road, Purok 3, Sto. Rosario	1,000,000.00	Sto. Rosario to San Joaquin, Sta. Ana, Pampanga	Three-In-One Const & Trading	Jerry Tullao, Bacolor Pampanga	993,672.46	May 31, 2023	30 CD
06	SA-INF-2023-05-013	Concreting of Barangay Road, Purok 4, Sto. Rosario	1,000,000.00	Sto. Rosario to San Joaquin, Sta. Ana, Pampanga	N-22 Construction and Trading	Lubao, Pampanga	994,512.46	June 02, 2023	45 CD
07	SA-INF-2023-05-014	Concreting of Barangay Road, Tabun Road	1,500,000.00	San Pablo, Sta. Ana, Pampanga	Eddmari Construction & Trading	Sta. Lucia, San Luis, Pampanga	1,999,460.63	June 02, 2023	45 CD
08	SA-INF-2023-05-015	Improvement and Upgrading of MRF Eco Park	3,000,000.00	San Nicolas, Sta. Ana, Pampanga	Eddmari Construction & Trading	Sta. Lucia, San Luis, Pampanga	2,991,427.18	June 14, 2023	60 CD

We hereby certify that we have reviewed the contents and hereby attest to the veracity and correctness of the data or information contained in this document.


 NICOLE S. SOLIMAN
 BAC Secretariat Head


 ENGR. HILARIO N. MALIWAT, JR.
 BAC Chairperson

FDP Form 10b - Bid Results on Goods and Services

Note: Bid Results are in three (3) separate forms, particularly, for Civil Works (Form 10a -CW), Goods and Services (Form 10b - GS) and Consulting Services (Form 10c - CS). If there is no bid project, good or service for the quarter, the forms must still be submitted with the said notation and signed accordingly.

GOODS AND SERVICES BID-OUT

REGION: REGION III - CENTRAL LUZON **CALENDAR YEAR:** 2023
PROVINCE: PAMPANGA **QUARTER:** 2
CITY/MUNICIPALITY: SANTA ANA

Reference No.	Item Description	Approved Budget for Contract	Winning Bidder	Name and Address Of Bidder	Bid Amount	Date of Bidding
SA-GOODS-2023-03-005	Procurement of Certified Seeds for First Cropping Season for the month of May	1,498,720.00	KLC Seeds and Agricultural Supply	Eden, Mexico, Pampanga	1,231,514.00	April -03, 2023
SA-GOODS-2023-04-007	Disposal of 14 Units Unserviceable	315,500.00	HYOS Enterprises	Cipriano D. Lucas, Tarlac City	322,500.00	April 24, 2023

We hereby certify that we have reviewed the contents and hereby attest to the veracity and correctness of the data or information contained in this document.



 NICOLE S. SOLIMAN
 BAC Secretariat Head



 ENGR. HILARIO N. MALIWAT, JR.
 BAC Chairperson

FDP Form 10c - Bid Results on Consulting Services

Note: Bid Results are in three (3) separate forms, particularly, for Civil Works (Form 10a -CW), Goods and Services (Form 10b - GS) and Consulting Services (Form 10c - CS). If there is no bid project, good or service for the quarter, the forms must still be submitted with the said notation and signed accordingly.

CONSULTING SERVICES BID-OUT

REGION: REGION III - CENTRAL LUZON **CALENDAR YEA**2023
PROVINCE: PAMPANGA **QUARTER:** 2
CITY/MUNICIPALITY:SANTA ANA

No.	Reference No.	Name of Project	Location	Approved Budget for Contract	Winning Bidder	Name and Address	Bid Amount	Bidding Date	Contract Duration
		*** None ****							

We hereby certify that we have reviewed the contents and hereby attest to the veracity and correctness of the data or information contained in this document.



 NICOLE S. SOLIMAN
 BAC Secretariat Head



 ENGR. HILARIO N. MALIWAT, JR.
 BAC Chairperson

LOCAL DISASTER RISK REDUCTION AND MANAGEMENT FUND UTILIZATION


REGION: III **CALENDAR YEAR:** 2023
PROVINCE: PAMPANGA **QUARTER:** 2
CITY/MUNICIPALITY: SANTA ANA

Particulars	LDRRM Fund		NDRRM Fund	From Other LGUs	From Other Sources	Total
	Quick Response Fund (QRF) 30%	Mitigation Fund 70%				
A. Sources of Funds						
Current Appropriations	3,049,405.89	7,115,280.41				10,164,686.30
Continuing Appropriations		532,434.00				532,434.00
Previous Years' Appropriations Transferred to the Special Trust Fund						-
2022	1,399,142.10	3,311,219.12				4,710,361.22
2021-2017	974,375.99	2,800,921.72				3,775,297.71
						-
						-
						-
Transfer/Grants						-
Total Funds Available	5,422,923.98	13,759,855.25				19,182,779.23
B. Utilization						-
Mitigation Fund						-
Medicines						-
Relief Goods and Medicine						-
Local Risk Reduction & Management Council Meetings and Emergency Meetings of the Emergency Response Team (ERT)		13,275.00				13,275.00

Rehabilitation and Maintenance of Barangay Roads		387,000.00				387,000.00
Clearing and Improvement of Waterways		1,000,000.00				1,000,000.00
Trainings						
Capability building training search and rescue		107,840.00				107,840.00
Conduct Basic Level Management Training		6,000.00				6,000.00
Conduct of Livelihood - oriented activities Training						-
Training for Pre- Elem, elementary, high school & college teachers...						-
Repair of Evacuation Center						
Maintenance and Rehabilitation of Evacuation Centers		42,188.00				42,188.00
Construction of Evacuation Center						-
Equipment						-
Purchase of Equipments for Rescue						-
Purchase Supplies & Inventory (Tools)		75,696.00				75,696.00
Provision for insurance policies for DRRM workers and duly recognized/ accredited volunteers....						-
Community Based Monitoring System						-

Installation of the additional CCTV cameras						-
Provision for the Development, organization, administration, utilization, mobilization, operation protection and funding of the activities of MDRRMC						-
Emergency Preparedness Fund/Equipment						-
Information Education Campaign (IEC)		39,325.00				39,325.00
Quick Response Fund						-
Food Supplies						-
30% QRF Relief Goods and Medicines						-
Others						-
Unexpended Occurrences of Dengue and other Epidemic Diseases, Hazards, Mass Events and Untoward Incidents						-
Relocation and Improvement of the Modular Conventional Container Van for Covid-19 Isolation Facility						-
Social Safety Assistance						-
Provision of logical and financial assistance						-
Special Trust Fund						-
						-
Total Utilization	-	1,671,324.00	-	-	-	1,671,324.00
Unutilized Balance	5,422,923.98	12,088,531.25	-	-	-	17,511,455.23

We hereby certify that we have reviewed the contents and hereby attest to the veracity and correctness of the data or information contained in this document.


 CHRISTOPHER S. LAZATIN
 Local Accountant

HUMAN RESOURCE COMPLEMENT


REGION: III
PROVINCE: PAMPANGA
CITY/MUNICIPALITY: SANTA ANA

CALENDAR YEAR: 2023
QUARTER: 2

Nature of Appointment or Employment	Number	Compensation and Other Benefits		Total
		Salaries and Wages	Other Monetary Benefits	
I. Permanent	62	15,324,876.80	8,238,659.14	23,563,535.94
II. Contractual	0	-	-	-
III. Job Order/Contract of Service	367	11,675,500.00		11,675,500.00
IV. Casual	0	-	-	-
Grand Total	429			35,239,035.94

We hereby certify that we have reviewed the contents and hereby attest to the veracity and correctness of the data or information contained in this document.


LANIER PELAYO
 Human Resource Management Officer


CHRISTOPHER S. LAZATIN
 Local Accountant


NORBERTO G. GAMBOA
 Local Chief Executive

Notes:

1. Contractual personnel are those whose employment in the government is in accordance with a special contract to undertake a specific work or job, requiring special or technical skills not available in the employing agency, to be accomplished within a specific period, which in no case shall exceed one year, and performs or accomplishes the specific work or job, under his own responsibility with a minimum of direction and supervision from the hiring agency. (Source: Presidential Decree No. 807 October 6, 1975)

2. Contract of Services/Job Orders are employees whose services rendered are not considered government services and do not enjoy the benefits enjoyed by government employees. The job order covers piece work or intermittent job of short duration not exceeding six months on a daily basis. (Source: Omnibus Rules Implementing Book V of E.O. No. 292 and Other Pertinent Civil Service Laws)

UTILIZATION OF THE 20% OF THE NATIONAL TAX ALLOTMENT

REGION: III CALENDAR YEAR: 2023
 PROVINCE: PAMPANGA QUARTER: 2
 CITY/MUNICIPALITY: SANTA ANA

Program or Project	Location	Total Cost	Date Started	Target Completion Date	Project Status		No. of Extensions, if any	Remarks
					% of Completion	Total Cost Incurred to Date		
Social Development (pls list down specific projects)								
Improvement of Municipal Buildings - Perimeter Fence		4,000,000.00	JANUARY	DECEMBER	100%	3,996,461.81		
Rehabilitation of Municipal Building - Improvement of Multi-Purpose Hall		700,000.00	JANUARY	DECEMBER	0%			
Redesign of Municipal Building - Ventilation and Clients Waiting Area		666,705.20	JANUARY	DECEMBER	0%			
Redesign of Municipal Building - Repainting of Repainting of Municipal Building		2,000,000.00	JANUARY	DECEMBER	100%	1,999,460.63		
Installation of Solar Lights at new Local Access Road in San Juan - San Joaquin		1,500,000.00	JANUARY	DECEMBER	0%			
Improvement in the Municipal Compound - Installation of Solar Lights at LGU Compound		1,000,000.00	JANUARY	DECEMBER	0%			
SUB TOTAL		9,866,705.20			60.77%	5,995,922.44		
Economic Development (pls list down specific projects)								
Concreting of Barangay Road, Untitled (David), San Agustin, 121 Im.	SAP	1,500,000.00	JANUARY	DECEMBER	0%			
Concreting of Barangay Road, Tramo, San Bartolome, 260 Im.	SAP	2,500,000.00	JANUARY	DECEMBER	0%			
Concreting of Barangay Road, Purok 5 Delta, San Isidro, 140 Im.	SAP	1,500,000.00	JANUARY	DECEMBER	0%			
Concreting of Road, A. Dizon St., San Joaquin, 121 Im.	SAP	1,300,000.00	JANUARY	DECEMBER	0%			
Concreting of Barangay Road, San Jose, 280 Im (St Joseph Village Phase 1 & 2)	SAP	1,500,000.00	JANUARY	DECEMBER	0%			
Rehabilitation/Upgrading of Barangay Road, Tramo San Juan	SAP	1,500,000.00	JANUARY	DECEMBER	0%			
Concreting of Barangay Road, Tabun Road (right side) San Pablo, 160Im	SAP	1,500,000.00	JANUARY	DECEMBER	0%			

Concreting of Barangay Road, Purok 1 Pritil Ext. 1, San Nicolas, 200 Im	SAP	1,500,000.00	JANUARY	DECEMBER	0%			
Rehabilitation/Upgrading of Barangay Road, Tramo, Sta. Lucia	SAP	3,000,000.00	JANUARY	DECEMBER	100%	2,995,057.92		
Drainage Construction, Dalan Matulid St. Sta. Maria, 400 Im	SAP	2,200,000.00	JANUARY	DECEMBER	0%			
Construction/Rehabilitation of Barangay Road, Tramo Kayli, Purok 5, Santiago, 180 Im	SAP	2,000,000.00	JANUARY	DECEMBER	0%			
Concreting of Barangay Road, Purok 3, Sto. Rosario 186 Im	SAP	1,000,000.00	JANUARY	DECEMBER	0%			
Concreting of Barangay Road, Purok 4, Sto. Rosario 125 Im	SAP	1,000,000.00	JANUARY	DECEMBER	0%			
Construction of Drainage Canal - Purok 4 Paralaya San Pedro	SAP	1,000,000.00	JANUARY	DECEMBER	0%			
SUB TOTAL		23,000,000.00			13.02%	2,995,057.92		
Environmental Management (pls list down specific projects)								
Improvement of MMRF - Upgrading of MRF Eco-park	SAP	3,000,000.00			0%			
Improvement of MMRF - Construction of MRF Eco-park Structures	SAP	2,000,000.00			0%			
SUB TOTAL		5,000,000.00			0.00%	-		
GRAND TOTAL		37,866,705.20			23.74%	8,990,980.36		

We hereby certify that we have reviewed the contents and hereby attest to the veracity and correctness of the data or information contained in this document.


PERLITO D. PANGILINAN
Local Budget Officer


HON. NORBERTO G. GAMBOA
Local Chief Executive

STATEMENT OF CASH FLOWS

REGION: III

CALENDAR YEAR:

2023

PROVINCE: PAMPANGA


QUARTER:

2

CITY/MUNICIPALITY: SANTA ANA

Cash Flows From Operating Activities:		
Cash Inflows:		
	Collection from Taxpayers	16,817,723.15
	Share from Internal Revenue Collections	94,693,680.00
	Receipts from Sale of Goods or Services	-
	Interest Income	-
	Dividend Income	-
	Other Receipts	726,499.13
	Total Cash Inflow	<u>112,237,902.28</u>
Cash Outflows:		
Payments :		
	To Suppliers/Creditors	52,397,833.77
	To Employees	25,866,902.78
	Interest Expense	-
	Other Expenses	-
	Total Cash Outflow	<u>78,264,736.55</u>
	Net Cash from Operating Activities	<u>33,973,165.73</u>
Cash Flows from Investing Activities:		
Cash Inflows:		
	From Sale of Property, Plant and Equipment	-
	From Sale of Dept Securities of Other Entities	-
	From Collection of Principal on Loans to Other Entities	-
	Total Cash Inflow	-
Cash Outflows:		
	To Purchase Property, Plant and Equipment	9,732,904.36
	To Purchase Debt Securities of Other Entities	-
	To Grant/Make Loans to Other Entities	-
	Total Cash Outflow	<u>9,732,904.36</u>
	Net Cash from Investing Activities	<u>(9,732,904.36)</u>
Cash Flows from Financing Activities:		
Cash Inflows:		
	From Issuance of Debt Securities	-
	From Acquisition of Loan	-
	Total Cash Inflow	-
Cash Outflows:		
	Retirement/Redemption of Debt Securities	-
	Payment of Loan Amortization	1,618,706.56
	Total Cash Outflow	<u>1,618,706.56</u>
	Net Cash from Financing Activities	<u>(1,618,706.56)</u>
	Net Increase in Cash	22,621,554.81
	Cash at Beginning of the Period	<u>112,727,619.19</u>
	Cash at the End of the Period	<u>135,349,174.00</u>

We hereby certify that we have reviewed the contents and hereby attest to the veracity and correctness of the data or information contained in this document.


 CHRISTOPHER S. LAZATIN
 Local Accountant


 NORBERTO G. GAMBOA
 Local Chief Executive

SPECIAL EDUCATION FUND UTILIZATION

REGION: III
PROVINCE: PAMPANGA
CITY/MUNICIPALITY: SANTA ANA

CALENDAR YEAR: 2023
QUARTER: 2

Receipt from SEF		<u>981,403.54</u>
Less: DISBURSEMENTS (broken down by expense class and by object of expenditures)		
Personal Services		
_____		0.00
_____		0.00
_____		0.00
Maintenance and Other Operating Expenses		
Office Supplies Expenses		98,725.00
Textbooks and Instruction Materials Expenses		197,424.00
Repair and Maintenance - Buildings and Other Structures		96,345.00
Other Maintenance & Operating Expenses		70,000.00
Capital Outlay		
Furniture and Fixtures		195,000.00
_____		0.00
_____		0.00
	Sub-total	<u>657,494.00</u>
	Balance	323,909.54

We hereby certify that we have reviewed the contents and hereby attest to the veracity and correctness of the data or Information contained in this document.


CHRISTOPHER S. AZATIN

Local Accountant


NORBERTO G. GAMBOA

Local Chief Executive